

cm w = 40.5

- 25pcs

6 ball waterfall arm, 40.5cm wide
1.8 x 1.8cm tube
SW/6B - chrome SWB/6B - black
Sww/6B - white



- 100pcs

Hook
10cm wide, 0.6cm wire
Chrome Black
SW/H4 - 10cm SWB/H4 - 10cm
SW/H6 - 15cm SWB/H6 - 15cm
SW/H8 - 20cm SWB/H8 - 20cm
SW/H10 - 25cm SWB/H10 - 25cm
SW/H12 - 30cm SWB/H12 - 30cm
White
Sww/H4 - 10cm Sww/H10 - 25cm
Sww/H6 - 15cm Sww/H12 - 30cm
Sww/H8 - 20cm



cm $\emptyset = 4.5$ (disc)


- 100pcs

End cap for 2.5cm round tubing



cm w = 60


Curved hanging rail 3.2cm tube



cm
 $h_{\text{hook}} = 6$
 $w_{\text{hook}} = 4$
 $W = 40$

- 25pcs

Handbag arm
1.8cm x 1.8cm tube



cm w = 30

- 25pcs

Straight arm, 30cm wide
1.8 x 1.8cm tube
SW/12 - chrome SWB/12 - black
Sww/12 - white



cm w = 25

Shelf bracket 25cm wide, 0.2cm thick steel
SWSB200 - 20cm SWSB250 - 25cm
SWSB300 - 30cm SWSB350 - 35cm
SWSB400 - 40cm



cm $\emptyset = 3.2$
w = 30

- 25pcs


Rail bracket, 30cm wide
0.2cm steel for stem
3.2cm tube on end



cm w = 30


- 50pcs

Shelf bracket with hook
30cm wide, 0.2cm thick steel



- 24pcs

9 pin waterfall arm



cm
 $h = 1.6$
 $w = 2.8$
 $d = 1.8$

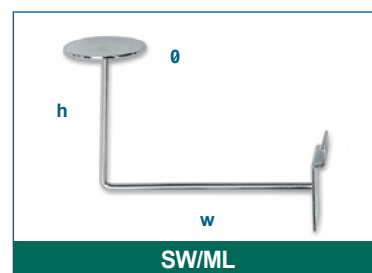
- 1000pcs

Single & double sided plastic shelf support. Including grommet

cm w = 90
d = 2.5

- 10pcs

Round tubing, 2.5cm
RU3 - 90cm RU4 - 120cm



cm $\emptyset = 7$ (disc)
 $h = 12.5$
 $w = 18$

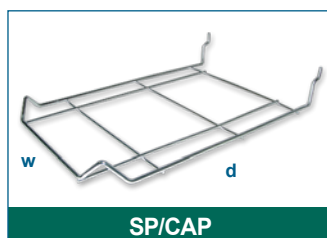
- 25pcs

Hat display
SW/ML - chrome SWB/ML - black
Sww/ML - white



cm w = 90

Rectangular hanging rail
1.27cm x 2.5cm tube
D5559 - 90cm
D5556 - 60cm



cm
w = 19
d = 28

- 50pcs

Wire cap holder
0.3cm wire



cm $h = 7.8$
 $w = 2.6$

- 100pcs

Picture hanger



RH/12

cm w = 30    - 25pcs

Straight arm, 30cm wide
Saddle mount on rectangular tubing
1.27cm x 3.8cm tube
Fits 1.27cm tube



RH/7B

cm w = 40    - 25pcs


7 ball waterfall
Saddle mount on rectangular tubing
1.27cm x 3.8cm tube
Fits 1.27cm tube



HHOOK4

cm w = 10    - 100pcs

H hook
0.6cm wire. Fits 1.27cm tube
HHOOK4 - 10cm HHOOK6 - 15cm
HHOOK8 - 20cm HHOOK10 - 25cm




PG102

cm w = 5

     - 500pcs

Peg board hook
0.4cm wire

5cm	10cm
PG102 - chrome	PG104 - chrome
PG102B - black	PG104B - black
PG102W - white	PG104W - white
15cm	23cm
PG106 - chrome	PG109 - chrome
PG106B - black	PG109B - black
PG106W - white	PG109W - white



HPG4

cm w = 10    - 500pcs


Heavy duty peg board hook, 0.6cm wire
HPG4 - 10cm
HPG6 - 15cm
HPG9 - 23cm



PF080

cm   
h = 2.6
w = 8
 - 1000pcs

Plastic flipper label
PF080R - red






TPG4


cm w = 10    - 100pcs

T-peg board hooks, 0.5cm wire
TPG4 - 10cm
TPG6 - 15cm
TPG9 - 22.5cm



FH106

cm   Flipper hook for metal panel
w = 15
 - 100pcs
FH106 - 15cm
FH109 - 23cm
FH112 - 30cm




TB/12

cm w = 30

   - 25pcs

Straight arm, Wall mount
1.8cm x 1.8cm tube




TB/7B

cm w = 45

   - 25pcs

7 ball waterfall, Wall mount
1.8cm x 1.8cm tube



TV/12

cm w = 30    - 25pcs

Straight twist on arm, 30cm wide
1.8cm x 1.8cm tube
Twist on arm for square tubing racks
TV/12 - 30cm
TV/16 - 40.5cm



TM10

 
 - 200pcs

Light castor wheel
TM10 - non locking
TM10L - locking



WHEEL3

 
 - 50pcs

7.5cm wheel
Non locking



WHEEL3L

 
 - 50pcs

7.5cm wheel
Locking



WHEEL4

 
 - 50pcs

10cm wheel
Non locking





WHEEL4L

 
 - 50pcs

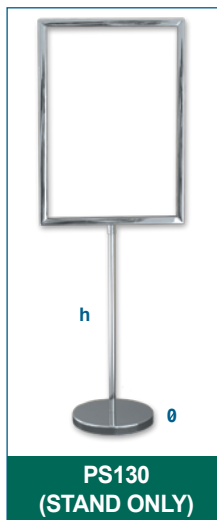
10cm wheel
Locking



RZWHEEL


 
 - 50pcs

Wheel for Z rack




cm
 Ø = 13 (base)
 h = 30
 - 20pcs

Sign stand, round base
 13cm diameter base
 30cm stem
 A4 sign holder additional
 - SignA4P



cm
 h = 30
 w = 15
 d = 15
 - 20pcs

Sign stand, square base
 15cm x 15cm base
 30cm stem
 A4 sign holder additional
 - SignA4P




cm

Ø = 20 (base)
 h = 100



- 10pcs

Sign stand, round base
 20cm diameter base
 100cm stem
 A4 sign holder additional
 - SignA4P



cm

h = 6.5
 w = 2.3
 d = 1.7
 - 25pcs

Magnet sign holder
 MSH




- 20pcs

Portrait A4 sign holder
 Acrylic & metal channel

- 25pcs


Portrait A4 metal sign holder
 SIGNA4P - A4 portrait
 SIGNA3P - A3 portrait
 SIGNA3L - A3 landscape



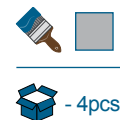
Sloping
 arm




Straight
 arm



Stepped
 arm



Handbag
 arm



cm
 Ø = 0.16 (bottom/top
 fitting)
 w = 400



Cable kit including
 top & bottom fitting and wire
 400cm long, 0.15cm wire
 Bottom fitting
 0.16cm diameter, 7cm long
 Top fitting
 0.16cm diameter, 2.5cm long



cm

Ø = 5 (base)
 h = 6.5 (stem)
 Ø = 1.6 (stem)



Ceiling/
 wall mount



cm

Ø = 1
 h = 1.4



Single panel clip
 Accepts material to
 0.3cm



cm
 Ø = 1
 h = 2.5



Double panel clip
 Accepts material to
 0.3cm



cm

Ø = 1.5
 h = 2.3



Single panel clip
 Accepts material to
 0.6cm



cm

Ø = 1.5
 h = 3.5



Double panel clip
 Accepts material to
 0.6cm



cm

Ø = 1.9
 h = 2.3



Single shelf clip
 Accepts material to
 0.6cm

Cable System